

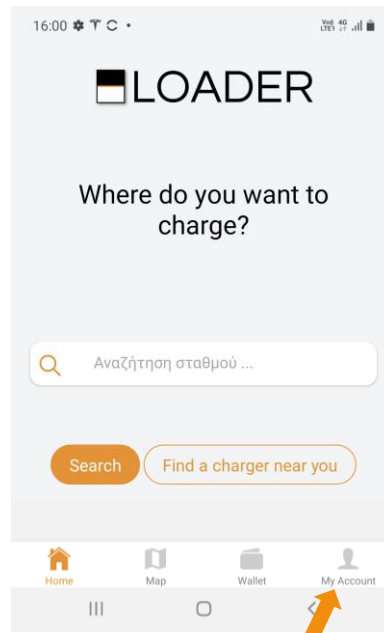
Instructions to operate charger

Step 1: Download **EV Loader** app via Play Store (Android) or via App store (iPhone)



Step 2 : Tap on “My Account button” and then on I do not have an account/Register

Step 3: Check the inbox of the email address you used for your registration and tap on “Activate/Ενεργοποίηση” button



2a

2β

Email

First Name

Last Name

Password

Password again

Driver

3

Επικύρωση email χρήστη

Για να ολοκληρώσετε την εγγραφή σας στο EV Loader, παρακαλώ ακολουθείστε τον παρακάτω σύνδεσμο ενεργοποίησης

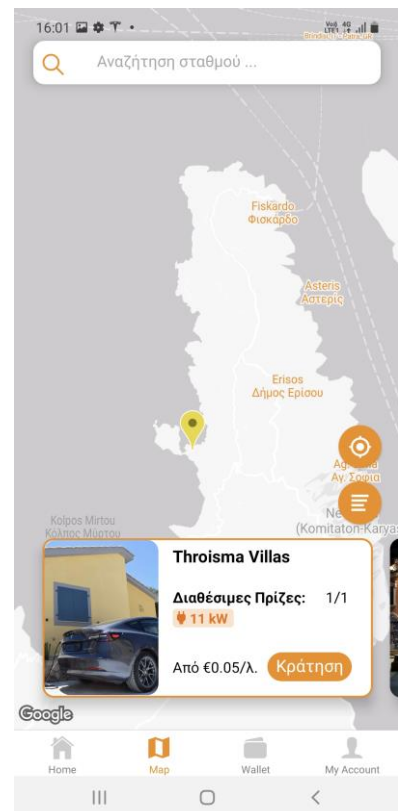
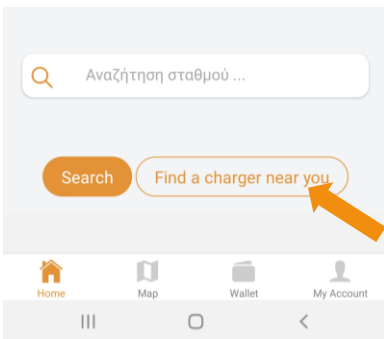
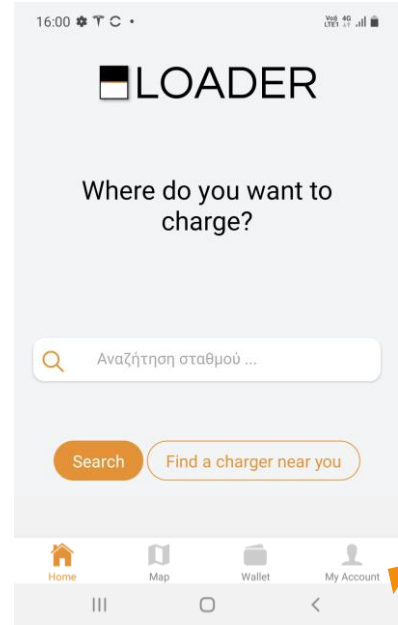
Εάν αντιμετωπίζετε προβλήματα με το παραπάνω κουμπι, αντιγράψτε και επικολλήστε την παρακάτω διεύθυνση URL στο πρόγραμμα περιήγησής σας.

<https://evloader.com/activate/ZTg5YTc4ODYtMDg4YS00ZDVlTgzNmQhNmM1NWQ4NWlyZjlkajlw23q-67160b0a56d289aab8a4c700fb258239>

Instructions to operate charger

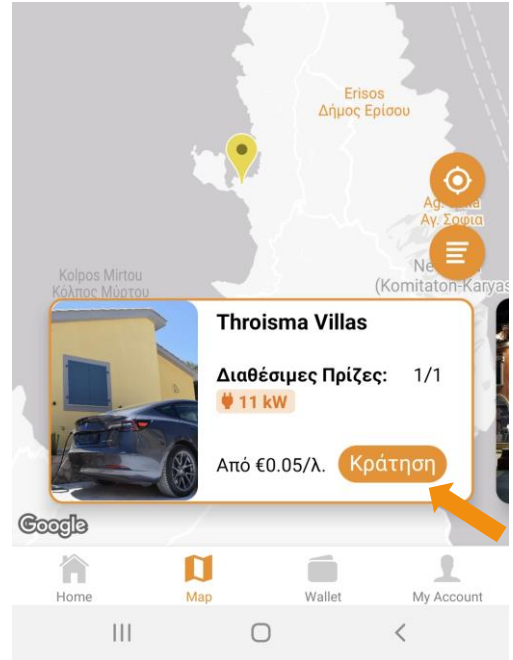
Step 4 : Via my account tab, log in using the email and password you used on the previous step

Step 5 : Locate charge points via the map. You can either search for a specific location or find chargers near your location

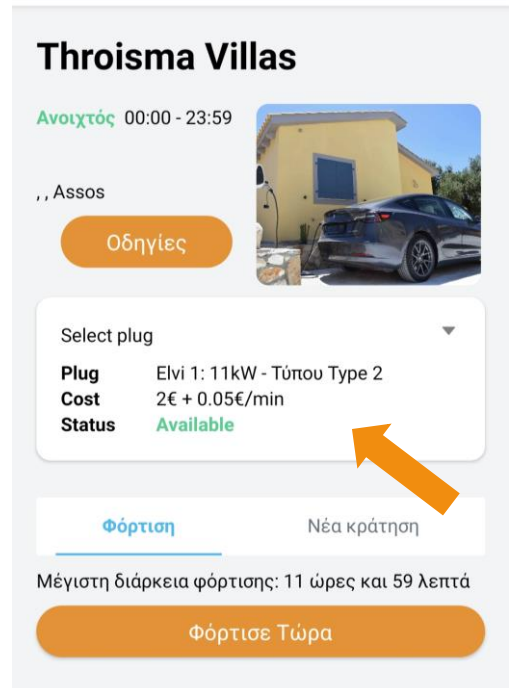


Instructions to operate charger

Step 6 : Select the charging station you intent to use and tap on **“Reserve”**

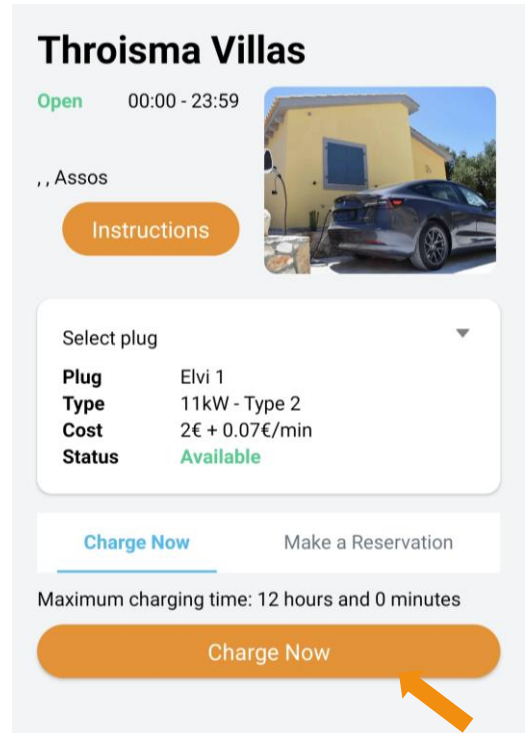


Step 7 : Select the appropriate plug (check the numbering) If only on plug is present, it is already preselected.



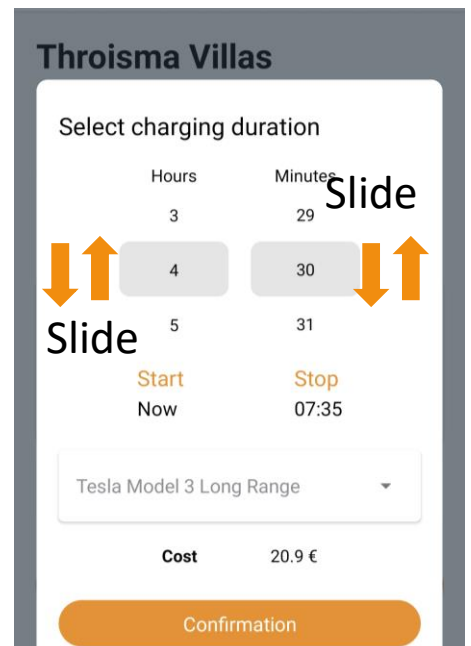
Instructions to operate charger

Step 8 : Via Charge Now tab, tap on **“Charge Now”** button



Step 9 : Indicate the duration of the charging session. Slide up and down on hours and minutes field to select the preferable duration.

Step 10 : Tap on **“Confirmation”** button



Instructions to operate charger

Tech. Support

Tel: +30 210 8053290

Step 11 : Select Credit/Debit Card payment on the drop down

Reservation Details

Total cost € 13.75

Δεν εξοικονομείς. Πλήρωσε με tokens για 10% εξοικονόμηση

Choose payment method

Credit/Debit Card

Pay with Credit/Debit Card

Step 12 : Input your card details in the secure environment by Stripe (EV Loader does not store or have access to your card details). Tap on **“Pay”** button

Step 13 : Charging session will commence. Connect the cable to your car and then to the charger

←  LOADER

LDR Token

€13.75

EV Loader Token, Qty 125, €0.11 each



Or pay with card

Email

Card information

1234 1234 1234 1234



MM / YY

CVC



Name on card

Country or region

Greece



Instructions to operate charger

Tech. Support

Tel: +30 210 8053290

Step 14 : The light ring on the charger will turn dark blue. Check your vehicle indication to ensure it is charging.



Step 15 : Lock your car. You can leave the premises. Charging session will stop automatically at the time you indicated.

Please vacate the charging spot after your session is complete, to allow other drivers to charge.

If your charger light indication remains **orange** or **red**, do **not** attempt to remove the cable and contact technical support.



Technical Support

Tel: +30 210 8053290

info@parityplatform.com